


# PRODUCT GUIDE



- ACCESS CONTROL SYSTEM
- ACCESS CONTROL READER
- OMNIKEY READER
- LONG RANGE READER
- BIOMETRIC READER
- ELECTRONIC/ MECHANICAL LOCK
- ACCESS CONTROL BARRIER



- CABINET LOCK SYSTEM
- ID-CARD PRINTER
- KEY CONTROL MANAGEMENT
- CARD & CREDENTIAL
- ACCESS CONTROL ACCESSORIES
- DIGITAL SIGNAGE
- VISITOR MANAGEMENT SYSTEM

# INDEX

• <b>Access Control System</b>	
ICT Protege .....	01
Keylok .....	01
HID VertX .....	02
Suprema .....	02
• <b>Access Control Reader</b>	
HID .....	03
ICT tSec .....	04
Keylok .....	04
Suprema .....	05
Nedap .....	05
• <b>Omnikey Reader</b>	
Omnikey .....	06
• <b>Long Range Reader</b>	
HID .....	07
Nedap .....	07
• <b>Biometric Reader</b>	
Suprema .....	08
Keylok .....	08
HID .....	09
• <b>Electronic/ Mechanical Lock</b>	
FSH .....	10
Milre .....	10
Keylok .....	11
Assa Abloy effeff .....	11
• <b>Access Control Barrier</b>	
Keylok .....	12
CAME .....	12
• <b>ID-Card Printer</b>	
Magicard .....	13
ID Accessories .....	13
• <b>Key Management System</b>	
Morse Watchmans .....	14
Key Accessories .....	14
CLIQ .....	15
• <b>Card &amp; Credential</b>	
HID .....	17
Keylok .....	17
Nedap .....	18
• <b>Access Control Accessories</b>	
Keylok .....	20
• <b>Digital Signage</b>	
MTI .....	21
• <b>Visitor Management System</b>	
Osmond .....	23
ARH .....	24







## ACCESS CONTROL SYSTEM

# ICTProtege.

 <p>Protege GX DIN Rail Integrated System Controller <b>PRT-CTRL-DIN</b></p>	 <p>Protege GX DIN Rail Single Door Controller <b>PRT-CTRL-DIN-1D</b></p>	 <p>Protege WX Web Enabled DIN Rail Controller <b>PRT-WX-DIN</b></p>	 <p>Protege WX DIN Rail Single Door Controller <b>PRT-WX-DIN-1D</b></p>
 <p>Protege DIN Rail Mini 2 Reader Expander with RS-485 Reader Ports <b>PRT-RDM2-DIN-485</b></p>	 <p>Protege DIN Rail 16 Zone Input Expander <b>PRT-ZX16-DIN</b></p>	 <p>Protege DIN Rail 8 PGM Output Expander <b>PRT-PX8-DIN</b></p>	 <p>Protege DIN Rail Module Network Repeater <b>PRT-MNR2-DIN</b></p>

# KEYLOK

 <p>Keylok Access Control Panel <b>SI-AC-IP</b></p>	 <p>Keylok Elevator Control <b>SI-AC-EL</b></p>	 <p>Keylok Cabinet Lock Control <b>SI-AC-CL</b></p>	 <p>Keylok I/O Control <b>SI-AC-IO</b></p>
--	--	---	---



Door/Reader Interface  
**SI-V100**



Input Monitor Interface  
**SI-V200**



Output Control Interface  
**SI-V300**



Network Controller  
**SI-V1000**



Access Controller/  
Reader Interface  
**SI-V2000**



Intelligent Door Controller  
**CoreStation**



Multiple Output Extension Module  
**OM-120**



Secure Multi Door I/O Module  
**DM-20**



Compact Secure Single Door  
I/O Module  
**SIO 2**














**ACCESS CONTROL READER**

 <p>Contactless Smartcard Reader - Multi-technology, Mobile Ready, Mullion Mount <b>HID® Signo™ Reader 20</b></p>	 <p>Contactless Smartcard Reader - Multi-technology, Mobile Ready, Wall Switch Mount <b>HID® Signo™ Reader 40</b></p>	 <p>Contactless Smartcard Keypad Reader - Multi-technology, Mobile Ready, Mullion Mount <b>HID® Signo™ Keypad Reader 20K</b></p>	 <p>Contactless Smartcard Keypad Reader - Multi-technology, Mobile Ready, Wall Switch Mount <b>HID® Signo™ Keypad Reader 40K</b></p>
 <p>Mini-Mullion Contactless Smartcard Reader <b>HID® iCLASS SE® R10</b></p>	 <p>Mullion Contactless Smart Card Reader <b>HID® iCLASS SE® R15</b></p>	 <p>Contactless Smart Card Reader - Wall Switch <b>HID® iCLASS SE® R40</b></p>	 <p>Mini-Mullion Contactless Smart Card Reader <b>HID® multiCLASS SE® RP10</b></p>
 <p>Mullion contactless smart card reader <b>HID® multiCLASS SE® RP15</b></p>	 <p>Contactless Smart Card Reader - Wall Switch <b>HID® multiCLASS SE® RP40</b></p>	 <p>Mullion Style Smart Card Reader/Writer Reader <b>HID® iCLASS® RW100</b></p>	 <p>Mullion Style Smart Card Reader/Writer <b>HID® iCLASS® RW150</b></p>
 <p>Wall Switch Smart Card Reader U.S./EU/Asian Back Box Size <b>HID® iCLASS® RW400</b></p>	 <p>Smart Card Reader - Wall Switch Keypad <b>HID® iCLASS SE® RK40</b></p>	 <p>Contactless Smart Card Reader - Wall Switch Keypad <b>HID® multiCLASS SE® RPK40</b></p>	 <p>Contactless Smart Card Keypad Reader/Writer <b>HID® iCLASS® RWK400</b></p>
 <p>125 kHz Mini Mullion Proximity Reader <b>Proximity ProxPoint® Plus</b></p>	 <p>125 kHz Stand-Alone Proximity Reader <b>HID® Proximity EntryProx™</b></p>	 <p>125 kHz Wall Switch Keypad Proximity Reader <b>Proximity ProxPro® with Keypad</b></p>	 <p><b>HID Mobile Access®</b></p>



# ICTtSec.

 <p>TSEC Mini DESFire Card Reader <b>PRX-TSEC-MINI-DF-B/W</b></p>	 <p>TSEC Standard DESFire Card Reader <b>PRX-TSEC-STD-DF-B/W</b></p>	 <p>TSEC Mini 13.56MHz / 125KHz Card Reader <b>PRX-TSEC-MINI-B/W</b></p>	 <p>TSEC Standard 13.56MHz / 125KHz Card Reader <b>PRX-TSEC-STD-B/W</b></p>
 <p>TSEC Standard 13.56MHz / 125KHz Card Reader with Keypad <b>PRX-TSEC-STD-KP-B/W</b></p>	 <p>TSEC Mini DESFire Card Reader Bluetooth <b>PRX-TSEC-MINI-DF-BT-B</b></p>	 <p>TSEC Standard DESFire Card Reader - Bluetooth <b>PRX-TSEC-STD-DF-BT-B</b></p>	 <p>TSEC Standard DESFire Card Reader with Keypad - Bluetooth <b>PRX-TSEC-STD-DF-KP-BT-B</b></p>
 <p>TSEC Standard DESFire Card Reader with Keypad <b>PRX-TSEC-STD-DF-KP-B/W</b></p>	 <p>TSEC Extra DESFire Card Reader with Keypad <b>PRX-TSEC-EXTRA-DF-KP-B/W</b></p>	 <p>TSEC Extra 13.56MHz / 125KHz Card Reader <b>PRX-TSEC-EXTRA-B/W</b></p>	

# KEYLOK

 <p>EM Reader with LED <b>SI-R-01A</b></p>	 <p>Mifare Reader with LED <b>SI-R-02A</b></p>	 <p>Web-based RFID &amp; PIN Reader Controller <b>SI-FP-05</b></p>
---	---	--



Smart IP RFID Terminal  
**X-Station**



Smart IP Access Reader  
**XPass**



Intelligent IP Multi-smartcard  
Access Control Device  
**Xpass S2**



Outdoor Compact RFID Reader  
Mullion-type  
**XPD2-MDB**



Outdoor Compact RFID Reader  
Gangbox-type  
**XPD2-GDB**



Outdoor Compact RFID Reader  
Gangbox Keypad-type  
**XPD2-GKDB**



UHF Reader for Convenient  
Hands-Free Access  
**uPASS Access**



**OMNIKEY READER**

 <p>ID Badge Card Reader for PC, Thin and Zero Client Log-in <b>HID® OMNIKEY® 5025 CL</b></p>	 <p>CCID and Keyboard Wedge Reader Board <b>HID® OMNIKEY® 5127CK Mini</b></p>	 <p>Contactless High Frequency Smart Card Reader <b>HID® OMNIKEY® 5022</b></p>	 <p>USB Connected Smart Card Reader for Desktop Use <b>HID® OMNIKEY® 3121 USB</b></p>
 <p>Contactless High Frequency Smart Card Reader <b>HID® OMNIKEY® 5023</b></p>	 <p>Dual Frequency Reader with CCID, Keyboard Wedge &amp; Optional Bluetooth Interface <b>HID® OMNIKEY® 5427 CK</b></p>	 <p>Dual Interface Contact and Contactless Smart Card Reader <b>HID® OMNIKEY® 5422</b></p>	 <p>High-Performance Smart Card Reader with a USB Interface <b>HID® OMNIKEY® 3021 USB</b></p>



**LONG RANGE READER**



Contactless Smart Card Reader -  
UHF Long Range  
**HID® iCLASS SE® U90**



Contactless Smart Card Reader -  
Long Range  
**HID® iCLASS SE® R90**



Long-Range Vehicle and Driver  
Identification Reader  
**TRANSIT Ultimate**



Hands-Free Access Reader  
**TRANSIT Entry**



Long-Range UHF Reader  
for Vehicle Identification  
**uPASS Reach**



Long-Range UHF Reader  
for Vehicle Identification  
**uPASS Target**



**BIOMETRIC READER**



 <p>Compact IP Fingerprint Device <b>BioEntry P2</b></p>	 <p>Outdoor IP Fingerprint Device <b>BioEntry W2</b></p>	 <p>Compact Fingerprint Reader <b>BioEntry R2</b></p>	 <p>Fingerprint IP Access Terminal <b>BioStation L2</b></p>
 <p>Outdoor IP Fingerprint Terminal <b>BioLite N2</b></p>	 <p>Fingerprint IP Access Terminal <b>BioStation A2</b></p>	 <p>Ultra Performance IP Fingerprint Terminal <b>BioStation 2</b></p>	 <p>Smart Face Recognition Terminal <b>FaceStation 2</b></p>
 <p>Fusion Multimodal Terminal <b>FaceStation F2</b></p>	 <p>Compact Face Recognition Terminal <b>FaceLite</b></p>		



 <p>Web-based Fingerprint Access Controller <b>SI-FP-03</b></p>	 <p>Web-based Touch Key Fingerprint Access Controller <b>SI-FP-04</b></p>
--	--





Smart Card Reader - Wall Switch  
Keypad with Biometric  
**HID® iCLASS SE® RKL40**



pivCLASS  
Biometric Reader  
**HID® pivCLASS® RKCL40**



Fingerprint, Smart Card Reader -  
Mullion Mount  
**HID® iCLASS SE® RB25F**



Optical USB  
Fingerprint Reader  
**HID® DigitalPersona® 4500**



**ELECTRONIC/ MECHANICAL LOCK**



 <p>High Quality Weather Resistant Electro Magnetic Gate Locking Devices <b>FEM5000G</b></p>	 <p>High Quality Weather Resistant Mini Electro Magnetic Gate Locking Devices <b>FEM4700FS &amp; FEM4500FS-RSW</b></p>	 <p>Electric Strike - ANSI Footprint <b>FES10 SERIES</b></p>	 <p>High Security Motorised Drop Bolt with Pre-load Capability EcoLock <b>VE1260</b></p>
---	---	--	---



 <p>2WAY Method Mini-Mortise Door Lock <b>MI-5000D</b></p>	 <p>2WAY Method Non-drill Mortise Door Lock <b>MI-5200S</b></p>	 <p>3WAY Method Emergency Mortise Door Lock <b>MI-6000YS</b></p>	 <p>4WAY Method Fingerprint Mortise Lock <b>MI-6800</b></p>
 <p>3WAY Method Rim-Lock <b>MI-430SD</b></p>	 <p>2WAY Method Rim-Lock <b>MI-480S</b></p>	 <p>2WAY Method Glass Door Lock <b>MI-250S</b></p>	 <p>2WAY Method Digital Locker Lock <b>MI-1200</b></p>

 <p>Electric Dropbolt <b>SI-DB-01</b></p>	 <p>Electro Magnetic Lock <b>SI-EM-300/600/1200</b></p>	 <p>Electro Double Magnetic Lock <b>SI-EM-DB600</b></p>	 <p>Electric Door Strike <b>SI-ES-01</b></p>
 <p>Cabinet Electric Lock <b>SI-CL-50</b></p>			

 <p>MEDIATOR® Tubular Frame <b>609-RR</b></p>	 <p>MEDIATOR® Wooden and Steel Door <b>609-VB</b></p>	 <p>Swing Door Lock <b>9338</b></p>	 <p>Rolling Door / Shutter Lock <b>843G</b></p>
 <p>Electric strike <b>E7 Series</b></p>	 <p>Cabinet Lock <b>1048.10/1049.10</b></p>	 <p>ePED Panic Exit Device <b>1386D10</b></p>	 <p>ePED Panic Touch Bar <b>N3722/3660</b></p>



**ACCESS CONTROL BARRIER**

# KEYLOK

 <p>Tripod Slim Turnstile <b>SI-101</b></p>	 <p>Tripod Slim with Soap Dispenser <b>SI-TT-SL</b></p>	 <p>Tripod Standard Turnstile <b>SI-100</b></p>	 <p>Flap Barrier Turnstile <b>SI-131A/132A</b></p>
 <p>U Swing Gate Turnstile <b>SI-SW-01</b></p>	 <p>Swing Gate Turnstile 1 <b>SI-111B/112B</b></p>	 <p>Swing Gate Turnstile 2 <b>SI-111A/112A</b></p>	 <p>Full Height Turnstile <b>SI-121A/121B</b></p>
 <p>Card Collector <b>TTCE-D1801-CC</b></p>	 <p>Card Dispenser <b>TTCE-D1801-CD</b></p>		

# CAME

 <p>Car Park Barrier Max width of passage clearance Simple Bar 2.5m <b>G2500</b></p>	 <p>Car Park Barrier Max width of passage clearance Simple Bar 4m <b>G4000 - G4001</b></p>	 <p>Car Park Barrier Max width of passage clearance Simple Bar 6,5m <b>G6000 - G6001</b></p>
---	---	--



**ID CARD PRINTER**

 <p>Professional Card Printer <b>RIO PRO</b></p>	 <p>Standard Card Printer <b>ENDURO 3E</b></p>	 <p>Hand-fed Card Printer <b>PRONTO</b></p>	 <p>Retransfer Laminating Printer <b>PRIMA 4</b></p>
 <p>5 Panel Colour Dye Film - 100 <b>MA100YMCKO</b></p>	 <p>5 Panel Colour Dye Film - 300 <b>MA300YMCKO</b></p>	 <p>5 Panel Colour with Black on Reverse - 250 <b>MA250YMCKOK</b></p>	 <p>2 Panel Black Monochrome Dye Film + Overcoat - 600 <b>MA600KO</b></p>
 <p>Black Monochrome Dye Film - 1000 <b>MA1000K-Black</b></p>	 <p>White Monochrome Dye Film - 1000 <b>MA1000K-White</b></p>	 <p>Scratch off dye film - 1000 <b>MA1000K-Scratch</b></p>	 <p>Green Monochrome Dye Film - 1000 <b>MA1000K-Green</b></p>
 <p>Gold Monochrome Dye Film - 1000 <b>MA1000K-Gold</b></p>	 <p>Cleaning Kit for MAGiCARD <b>CK1, 3633-005x</b></p>	 <p>MAGiCARD Custom HoloKote <b>Holoflexset</b></p>	

**ID ACCESORIES**

 <p>Flexible Card Holder Horizontal</p>	 <p>Flexible Card Holder Vertical</p>	 <p>Reinforced Strap Badge Reel</p>	 <p>Solid Reel Colours</p>	 <p>Additional Colours Available</p>
--	--	--	---	---





## KEY MANAGEMENT SYSTEM

# KeyWatcher TOUCH

## Choose Your Main Cabinet

## Choose Your Module



Product door not shown in image.

**1 Module Touch Screen Key Cabinet System**



Product door not shown in image.

**2 Module Touch Screen Key Cabinet System**



**16 Key Module**



Product door not shown in image.

**3 Module Touch Screen Key Cabinet System**



Product door not shown in image.

**6 Module Touch Screen Key Cabinet System**



**8 Key Module**



Product door not shown in image.

**6 Module System (Horizontal)**



Product door not shown in image.

**9 Module System**



**6 Key Module**

## KEY ACCESSORIES



**SmartKeys**



**KeyRings™**



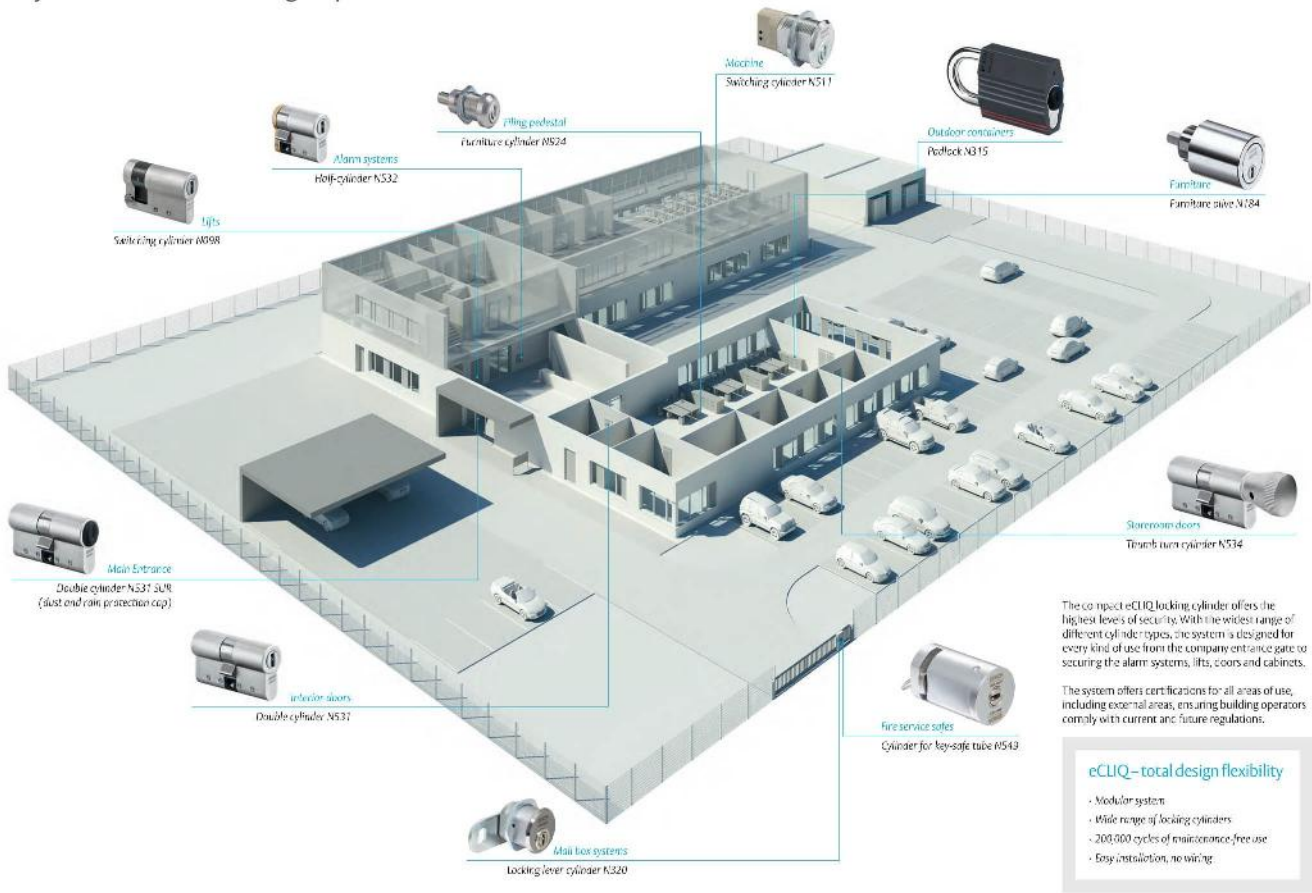
Purely Electronic Locking System  
**CLIQ® Go**



Purely Electronic Keying System  
**eCLIQ**

**eCLIQ fits everywhere**

Easy installation – no wiring required



The compact eCLIQ locking cylinder offers the highest levels of security. With the wireless range of different cylinder types, the system is designed for every kind of use from the company entrance gate to securing the alarm systems, lifts, doors and cabinets.

The system offers certifications for all areas of use, including external areas, ensuring building operators comply with current and future regulations.

**eCLIQ – total design flexibility**

- Modular system
- Wide range of locking cylinders
- 200,000 cycles of maintenance-free use
- Easy installation, no wiring

**Examples**

**Administration on the go**



The administrator can manage the system via the CLIQ® Web Manager, anytime, anywhere – the only requirement is internet access.

**Administration on site**



The receptionist programmes and supervises the issuance/return of the visitor key (E3-remote) with the CLIQ® Web Manager.

**Employee on site**



For doors with a lower security level, users such as cleaners can have access with no time limitation (E1 key).

For doors with a high security level such as the entrance, access rights for the user keys (E2 or E3) are updated daily from the wall programmer. If a key is lost, access is denied after 24 hours ensuring higher security.

**Employee on the go**



An employee loses her key and informs the administrator. The administrator revokes the access rights of the key in the software and updates the cylinders, quickly solving the problem.

**Employees or contractors on site or out in the field**



Security staff use CLIQ® Web Manager and the programming key at a different location to modify authorisations for the locking cylinder.



For remote locations, users can receive time-limited access rights with their keys (E3) using the mobile programmer and mobile phone.



# The right cylinder type for every application



You secure your entrance door with a double cylinder



You secure your alarm system with a half-cylinder



You secure the letterbox with a locking lever cylinder



You secure desk drawers with a furniture cylinder



You secure cabinet doors with a furniture olive



You secure basement rooms with a padlock

### Example

If your company changes, you must be able to rely on the flexibility of your locking system.



1 You can obtain new keys and cylinders from your security speciality shop. These new components can be delivered very quickly...



2 ... because it is an electronic locking system. Your specialist dealer stocks all the necessary components for you. They only need your personal security authorisation.



3 They program new cylinders and keys in their speciality shop. You can already see the updates with the CLIQ® Go app!

Installation takes place quickly and easily – this quickly makes your new rooms usable and secure.



4 Your specialist dealer can supply you on short notice and install the new cylinders in your doors.

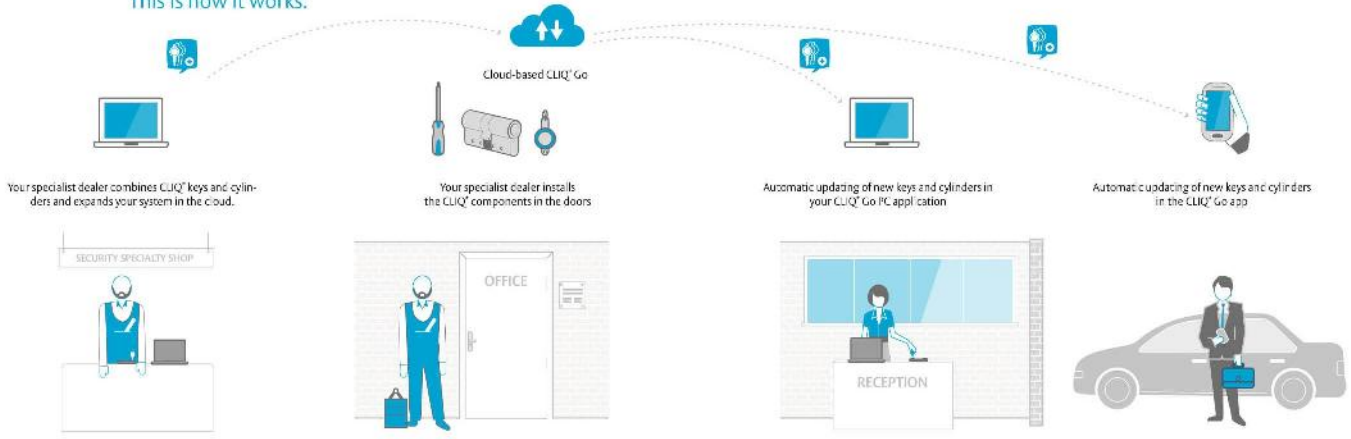


5 CLIQ® Go cylinders can be installed easily without wiring in the door and can even be adapted on site to different door leaf thicknesses.



6 You can follow the progress of the expansion at any time via the CLIQ® Go app and immediately manage the new components of your locking system in your app after installation.

### This is how it works:























**CARD & CREDENTIAL**












 <p>iCLASS® Clamshell Card <b>2080</b></p>	 <p>iCLASS® Card <b>200x</b></p>	 <p>iCLASS® Tag with Adhesive Back <b>206x</b></p>	 <p>iCLASS® Seos® Card <b>500x</b></p>
 <p>iCLASS SE® Card <b>300x</b></p>	 <p>MIFARE® Card <b>1430</b></p>	 <p>Proximity ProxCard II® Clamshell Card <b>1326</b></p>	 <p>Proximity ISOProx® II Card <b>1386</b></p>



 <p>EM Proximity Clamshell Card <b>SI-PC-01</b></p>	 <p>EM ISO Prox Card <b>SI-PC-02</b></p>	 <p>MIFARE Smart Card <b>SI-PC-03</b></p>	 <p>DESFire Card <b>SI-PC-05</b></p>
 <p>Blank PVC Card <b>SI-PC-10</b></p>	 <p>Adhesive PVC Sticker Card <b>SI-PC-09</b></p>		

 <p>UHF ISO Card 9943943</p>	 <p>Combi Card UHF Mifare 1K 9942343</p>	 <p>Combi Card UHF Mifare DESfire 4K 9206388</p>	 <p>Combi Card UHF Legic Advant 9943960</p>
 <p>Combi Card UHF EM4102 9942360</p>	 <p>Combi Card UHF HID Prox Wiegand 26 9954082</p>	 <p>Combi Card UHF HID Prox 9954104</p>	 <p>Combi Card UHF HID iClass 2K Wiegand 26 9954112</p>
 <p>Combi Card UHF HID iClass 2K 9959343</p>	 <p>MACE Card preprogrammed Wiegand 26 9565906</p>	 <p>MACE Card custom programmed 9221352</p>	 <p>Compact Tag 989190</p>
 <p>Heavy Duty Tag ISO 9875980</p>	 <p>Window Button 9882650</p>	 <p>Window Button Switch 9882480</p>	 <p>Smartcard Booster 2G 9948554</p>
 <p>Smartcard Booster Ultimate 9982809</p>	 <p>Prox-Booster 2G 9948538</p>	 <p>Prox-Booster 2G Single ID 9948546</p>	 <p>Window Tag Ultimate 9564314</p>

 <p>UHF Windshield Tag Wiegand 26 9945954</p>	 <p>UHF Windshield Tag Tamper Resistant Wiegand 26 9942335</p>	 <p>UHF Windshield Tag Tamper Resistant 9946918</p>	 <p>UHF Windshield Tag 9945946</p>
 <p>UHF Heavy Duty Tag 9219641</p>	 <p>DualID Card Holder 9966765</p>	 <p>UHF Exterior Tag 9215255</p>	 <p>UHF Rearview Mirror Tag 9222537</p>
 <p>UHF Rearview Mirror Tag Preprogrammed 9222758</p>			





## **ACCESS CONTROL ACCESSORIES**

 <p>Push Button Plastic Standard <b>SI-PB-01</b></p>	 <p>Push Button Stainless Steel Slim without LED <b>SI-PB-06</b></p>	 <p>Push Button Stainless Steel Slim with LED <b>SI-PB-07</b></p>	 <p>Contactless Push Button with LED Light (No Touch) <b>SI-PB-08</b></p>
 <p>Surface Mount Magnetic Contact <b>SI-DC-01</b></p>	 <p>Flush Mount Magnetic Contact <b>SI-DC-02</b></p>	 <p>Keyswitch with Mounting Box, LED Light and Tamper Switch <b>SI-KS-01</b></p>	 <p>Wall Mount Mini Sirene with Half Strobelight <b>SI-MS-01</b></p>
 <p>Emergency Breakglass <b>SI-BGDG</b></p>	 <p>Emergency Breakglass Triple Pole <b>SI-BGTPRG</b></p>		



**DIGITAL SIGNAGE**



**ARMORACTIVE**

Tablet Mobility Solutions by MTI



**RapidDoc™ Kiosk System**  
for Apple iPad



**RapidDoc™ Kiosk System**  
for Microsoft Surface  
Pro & Pro 4



**RapidDoc™ Kiosk System**  
for Samsung Galaxy Tab  
A 9.7" & 10.1"



**RapidDoc™ Kiosk System**  
for Aava Inari 10



**Enterprise Tablet Lite™**  
for Apple iPad



**EnterpriseTablet Pro™**  
for Microsoft Surface  
Pro & Pro 4



**EnterpriseTablet Pro™**  
for Samsung Galaxy Tab  
A 9.7" & 10.1"



**EnterpriseTablet Pro™**  
for Aava Inari 10



**Freedom Micro™**  
for Mobile Phones




**Freedom Micro™**  
for Tablets



**Freedom Core II™**  
for Mobile Phones



**Freedom Core II™**  
for Tablets





**Pipeline™ Kiosk System**  
for Apple Ipad



**Pipeline™ Kiosk System**  
for Samsung Galaxy Tab A 9.7" & 10.1"



**Pipeline™ Kiosk System**  
for Microsoft Surface Pro & Pro 4

## Modular Tablet Mounting System

Configuration options with a modern look and feel for your brand:

### Multiple kiosk configurations and mounting options



### Component design simplifies part replacements



## Enhance Your Customer Experience

Articulations that move with you and your customer:





## **VISITOR MANAGEMENT SYSTEM**

Passport reader and ID scanner



## Authenticate IDs like a pro and streamline customer registration

Saves time, enhance customer experience, and reduce losses due to fake ID acceptance. This device lets you step into a modern workflow that is secure and automated. No more typing. No more unauthorized transactions. No more personal data stored on photocopies.



### Automatic data reading

**Forget typing.  
Forget errors.**

What does automatic data capture mean in practice? Just imagine that you do not need to type guest/customer data – Osmond does it automatically. Save 3-4 minutes per client, enhance customer experience, and avoid input errors.



### Built-in display

Guidance for every user.

### All-in-one

Integrated processing & network connectivity.

### In-depth authentication

Identifies fake IDs automatically.



### In-depth authentication Your personal document forgery expert

Modern ID documents have many security layers. Using different illumination wavelengths and angles of lights, Osmond sees beyond the surface and analyzes the document layers one-by-one: verifying the ink, the paper material, the UV patterns, holograms, integrated chip, and more.



## Compact, Single-step, Full-page Scanner Series with Versatile Functions

### Key features

- Compact, desktop format, full-page document scanning, RFID function.
- High resolution 500 PPI imaging with brilliant image quality. Visible white, IR, UV illumination, and OVD visualization.
- Proprietary glare-free imaging function for efficient OCR and barcode reading.



BORDER  
CONTROL



QUALITY  
ASSURANCE



LAW  
ENFORCEMENT



BANKING



HOTEL  
CHECK-IN



MOBILE  
OPERATORS

### Main Benefits

- Reading and verifying ICAO and non-ICAO compliant identity documents accurately.
- Processing complete passports (ICAO MRZ, General VIZ, RFID and more).
- Achieving single step OCR and RFID reading for higher security and speed.



**Head Office :**

Komplek Ruko Atom Megah  
Jl. Gembong 32 K, Surabaya  
Jawa Timur 60141 - Indonesia

☎ : +62 - 31 - 3713418

☎ : +62 - 31 - 37302991

☎ : +62 - 31 - 3731154

✉ : [salesupport@securiko.com](mailto:salesupport@securiko.com)

✉ : [marketing@securiko.com](mailto:marketing@securiko.com)

**Representative Office :**

Jl. Janur Elok IV Blok QB12 No.2  
Kelapa Gading - Jakarta Utara  
Jakarta 14240 - Indonesia

☎ : +62 - 21 - 50233559

🌐 : [www.securiko.com](http://www.securiko.com)

📺 : [securiko.indonesia](https://www.instagram.com/securiko.indonesia)

📺 : [Securiko Indonesia](https://www.youtube.com/SecurikoIndonesia)